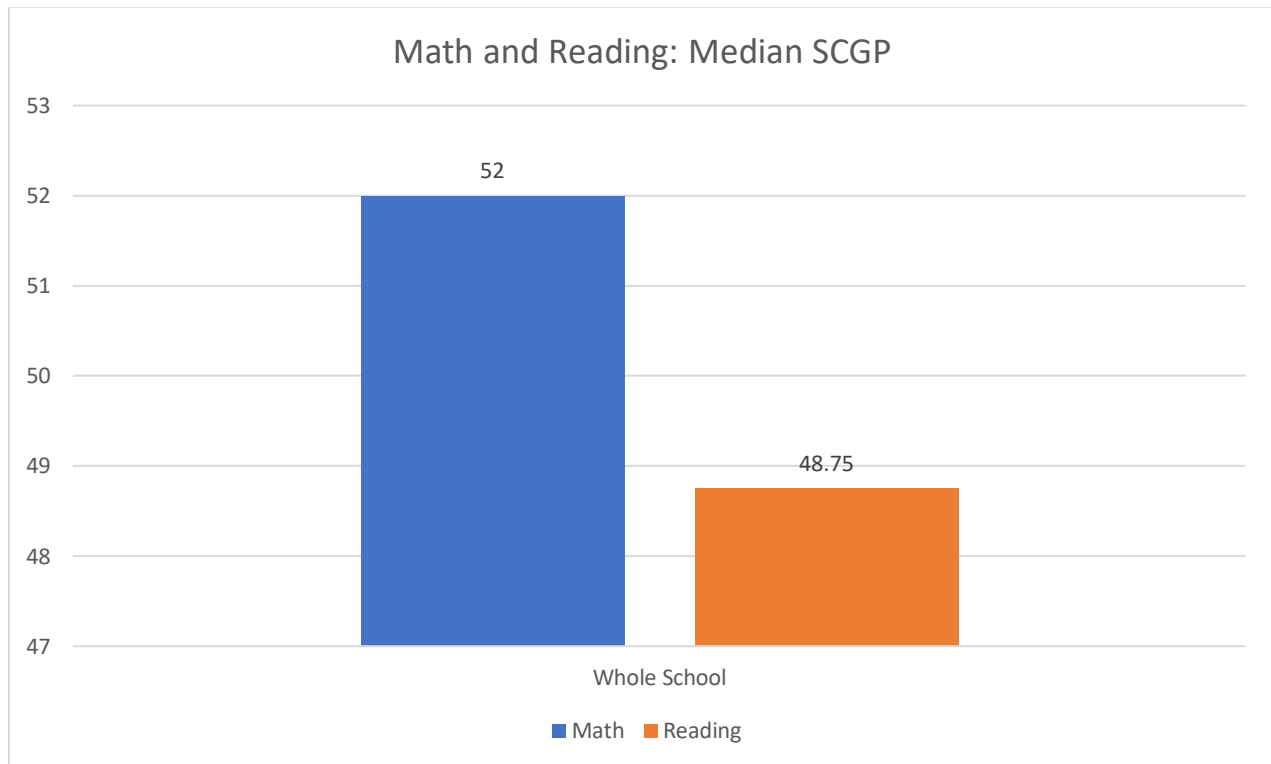


iCademy Global Mid-Year Reporting

Goal: The median Student Conditional Growth Percentile for students in grades K-8th will be at or above the 50th percentile on NWEA's Measure of Academic Progress for fall-to-winter and fall-to-spring testing periods indicating a minimum of average growth.

**This graph includes HS data which is not listed in the goal.



ICademy Global

Extended COVID-19 Learning Plan

Mid-Year Goal Reporting

Date: February 1, 2021

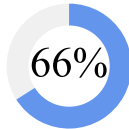


Goal: The median Student Conditional Growth Percentile for students in grades K-8th will be at or above the 50th percentile on NWEA's Measure of Academic Progress for fall-to-winter and fall-to-spring testing periods indicating a minimum of average growth.

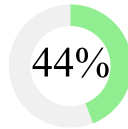
Mathematics

Grade	Fall Norm Target	Fall Median	Winter Norm Target	Winter Median	SCGP
K	139.56	153.5	150.13	162.5	42.5
1	160.05	171	170.18	181.5	23
2	175.04	191	184.07	191	11
3	188.48	195.5	196.23	201.5	37.5
4	199.55	201	206.05	207.5	46
5	209.13	207.5	214.7	216	48.5
6	214.75	219	219.56	222	35
7	220.21	224	224.04	228.5	48
8	224.92	227	228.12	230	61

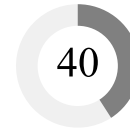
% Meeting Achievement Target



% Meeting Growth Target



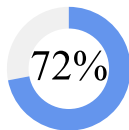
Median SCGP



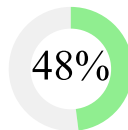
Reading

Grade	Fall Norm Target	Fall Median	Winter Norm Target	Winter Median	SCGP
K	136.65	155	146.28	N/A	N/A
1	155.93	168	165.85	N/A	N/A
2	172.35	186	181.2	N/A	N/A
3	186.62	200	193.9	205	21
4	196.67	206	202.5	215.5	48.5
5	204.48	212.5	209.12	213	30
6	210.17	222	213.81	225	39.5
7	214.2	225	217.09	229	51
8	218.01	227	220.52	231	55

% Meeting Achievement Target



% Meeting Growth Target



Median SCGP



Subgroup Results

	Winter SCGP	
	Math	Reading
All Students	40.5	44
Econ. Disadvantaged	40.5	44
Special Education	23	35
English Learner	N/A	N/A
Female	34	48.5
Male	45.5	44
African-American or Black	<10 students	<10 students
American Indian or Alaska Native	N/A	N/A
Asian	<10 students	<10 students
Hispanic or Latino	55.5	47
Multi Racial	38	33.5
Native Hawaiian or Other Pacific Islander	N/A	N/A
White	38	44

It is important to note that the fall and winter norm targets in this report are taken from NWEA's 2020 Norm Study. This study was completed prior to the COVID-19 pandemic. The pandemic has and continues to impact student instructional time, alter the type of instruction (virtual/remote or in person), and widen the disparity gap. If a norm study was conducted during a pandemic, it would likely yield different targets.

iCademy Global
Extended COVID-19 Learning Plan
Mid-Year Goal Reporting
Date: February 1, 2021

ECOLP GOAL: *The percent of K-2nd students demonstrating proficiency (Meets or Exceeds) on the NWEA Reading Fluency assessment will be above 50%.*

We used this test in the Winter as a trial alternative to MAP Growth. We expect to implement the Reading Fluency test K-2 for the 2021-22 school year.

Reading Fluency

Oral Reading Rate (Percentages)

Grade	Exceeds	Meets
K-2	6.1%	6.1%

Phonological Awareness (Percentages)

Grade	Exceeds	Meets
K-2	16.3%	34.7%

Phonics/Word Recognition (Percentages)

Grade	Exceeds	Meets
K-2	12.2%	18.4%

Listening Comprehension (Percentages)

Grade	Exceeds	Meets
K-2	10.2%	44.9%

Picture Vocabulary (Percentages)

Grade	Exceeds	Meets
K-2	22.4%	53.1%

Sentence Reading Fluency (Percentages)

Grade	Exceeds	Meets
K-2	6.1%	14.3%